



Consorci de
Serveis Universitaris
de Catalunya

Iniciar la sessió a CORA.RDR amb el correu institucional (UNIFICAT)

30 ANYS
AL SERVEI DE
LA UNIVERSITAT
I LA RECERCA



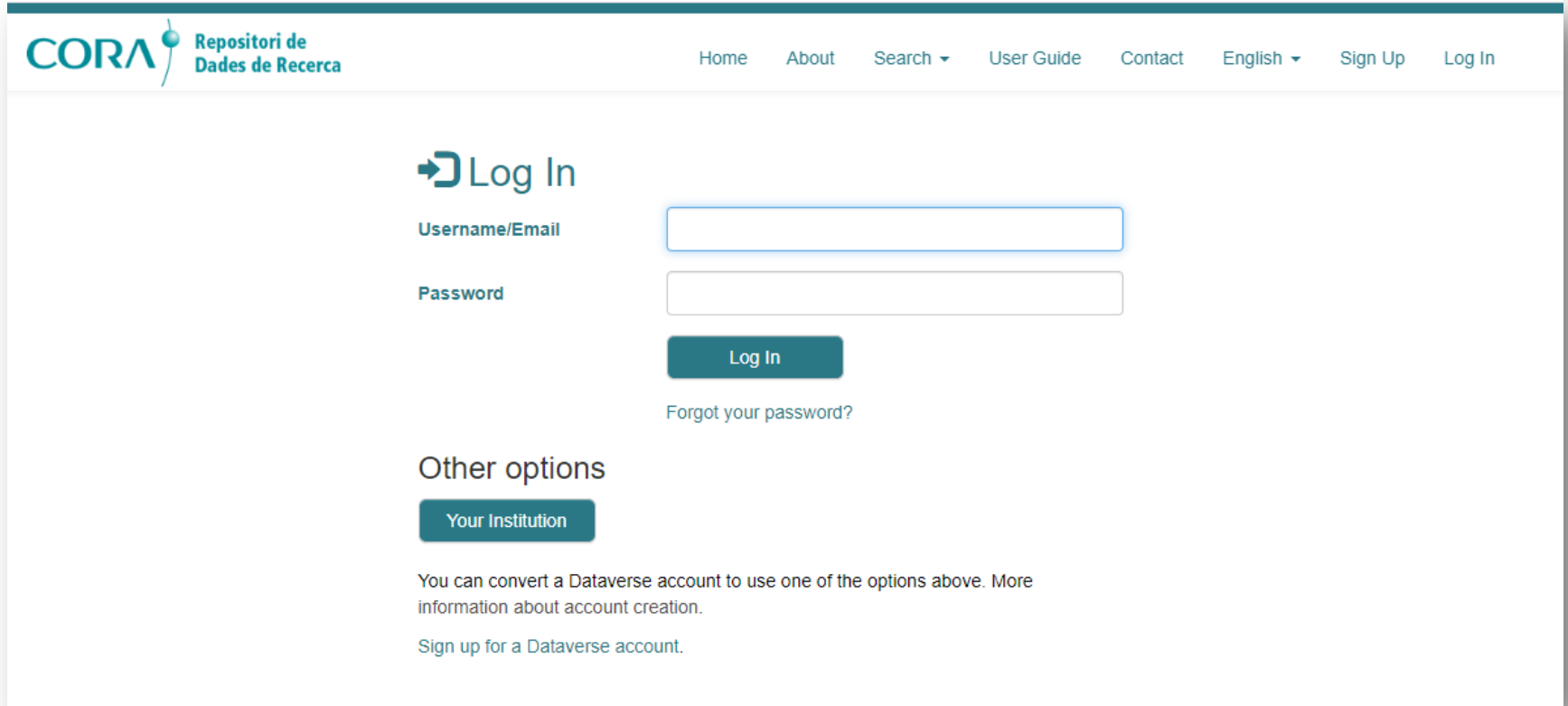
- ✓ L'inici de sessió institucional permet utilitzar la informació de la sessió de la vostra institució a CORA.RDR
- ✓ La institució ha de pertànyer a la federació d'identitats ([UNIFICAT](#))
- ✓ A continuació, es detallen els passos que cal seguir per a iniciar sessió:
 - Per a nous usuaris (A)
 - Per a usuaris que ja disposen d'un compte creat a CORA.RDR (B)

(A)

**Inici de sessió per a nous usuaris a
CORA.RDR**

Pas 1

- ✓ Anar a *Log in*
- ✓ Dins l'apartat *Other options*, clicar *Your Institution*



The screenshot shows the login interface for CORA (Repositori de Dades de Recerca). The header includes the CORA logo and navigation links: Home, About, Search, User Guide, Contact, English, Sign Up, and Log In. The main content area features a 'Log In' section with a key icon, input fields for 'Username/Email' and 'Password', a 'Log In' button, and a link for 'Forgot your password?'. Below this is an 'Other options' section with a 'Your Institution' button. At the bottom, there is text explaining account conversion and a link to sign up for a Dataverse account.

CORA Repositori de Dades de Recerca

Home About Search User Guide Contact English Sign Up Log In

Log In

Username/Email

Password

Log In

[Forgot your password?](#)

Other options

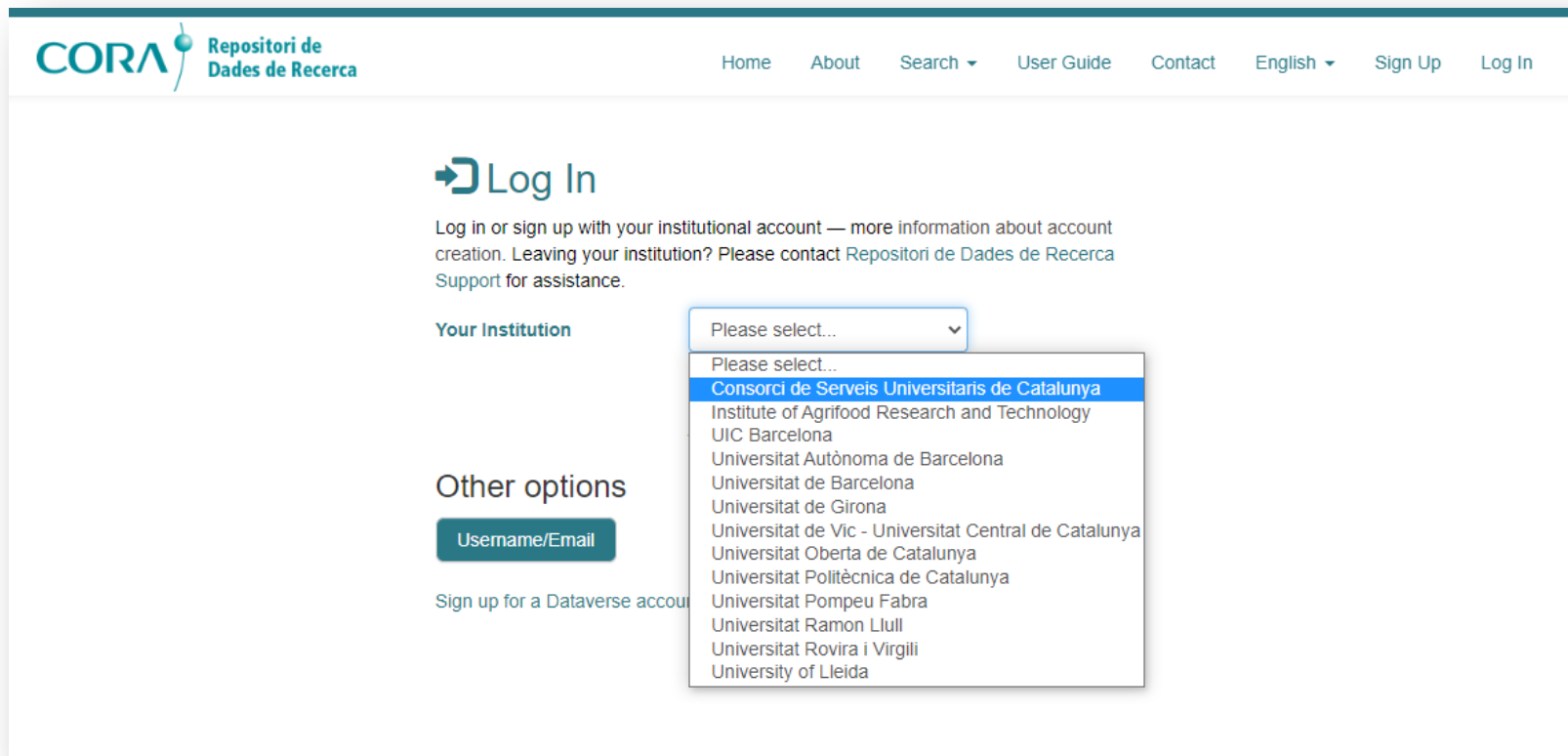
[Your Institution](#)

You can convert a Dataverse account to use one of the options above. [More information about account creation.](#)

[Sign up for a Dataverse account.](#)

Pas 2

- ✓ Al desplegable *Your Institution*, triar la institució a la que es pertany
- ✓ Clicar *Continue*



The screenshot shows the CORA (Repositori de Dades de Recerca) login page. The header includes the CORA logo and navigation links: Home, About, Search, User Guide, Contact, English, Sign Up, and Log In. The main content area features a 'Log In' section with a description and a 'Your Institution' dropdown menu. The dropdown menu is open, displaying a list of institutions, with 'Consorci de Serveis Universitaris de Catalunya' highlighted. Below the dropdown is an 'Other options' section with a 'Username/Email' button and a link to sign up for a Dataverse account.

CORA Repositori de Dades de Recerca

Home About Search User Guide Contact English Sign Up Log In

Log In

Log in or sign up with your institutional account — more information about account creation. Leaving your institution? Please contact [Repositori de Dades de Recerca Support](#) for assistance.

Your Institution

Please select...
Please select...
Consorci de Serveis Universitaris de Catalunya
Institute of Agrifood Research and Technology
UIC Barcelona
Universitat Autònoma de Barcelona
Universitat de Barcelona
Universitat de Girona
Universitat de Vic - Universitat Central de Catalunya
Universitat Oberta de Catalunya
Universitat Politècnica de Catalunya
Universitat Pompeu Fabra
Universitat Ramon Llull
Universitat Rovira i Virgili
University of Lleida

Other options

Username/Email

[Sign up for a Dataverse account](#)

Pas 3

- ✓ S'obrirà una finestra amb el servei d'autenticació de la vostra institució
- ✓ Omplir *Nom d'usuari* i *Contrasenya*
- ✓ Iniciar la sessió



The image shows a web interface for the CSUC (Consorci de Serveis Universitaris de Catalunya) Central Authentication Service. At the top, the CSUC logo and name are displayed. Below this is a dark teal header with the text "Servei d'Autenticació Central". The main content area is a light gray box containing the following elements:

- A heading: "Introduïu el vostre nom d'usuari i contrasenya."
- A label "Nom d'usuari:" followed by a text input field containing "@csuc.cat".
- A label "Contrasenya:" followed by a password input field filled with asterisks.
- A checkbox labeled "Aviseu-me abans d'obrir sessió en altres llocs."
- A button labeled "INICIA SESSIÓ" and a link labeled "neteja".
- A blue underlined link: "[Has oblidat la contrasenya?](#)".

Pas 4

- ✓ S'obrirà una finestra amb les dades associades al compte institucional
- ✓ Acceptar les condicions d'ús
- ✓ Fer clic a *Create Account*

CORA Repositori de Dades de Recerca

Home About Search User Guide Contact English Sign Up Log In

Account Information – This information is provided by your institution and will be used to create your Dataverse account.

Account Information

Name M:

Email @csuc.cat

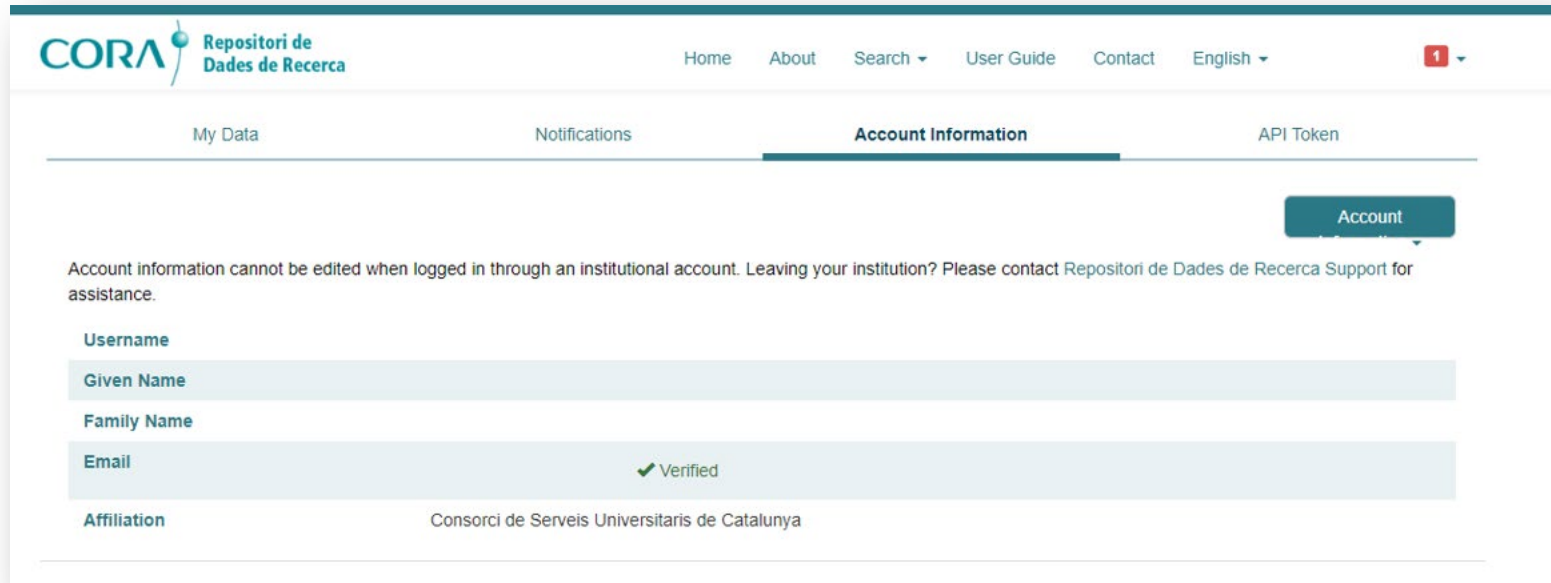
Affiliation Consorci de Serveis Universitaris de Catalunya

General Terms of Use **Repositori Dades de Recerca General Terms of Use.**

I have read and accept the Dataverse General Terms of Use as outlined above.

Create Account Cancel

✓ Ja s'ha creat el compte



The screenshot shows the CORA (Repositori de Dades de Recerca) user interface. The top navigation bar includes the CORA logo, a navigation menu with 'Home', 'About', 'Search', 'User Guide', 'Contact', and 'English', and a user profile icon with a notification badge. Below the navigation bar, there are four tabs: 'My Data', 'Notifications', 'Account Information' (which is active), and 'API Token'. A dark blue 'Account' button is located in the top right corner of the account information section. The main content area contains a message: 'Account information cannot be edited when logged in through an institutional account. Leaving your institution? Please contact Repositori de Dades de Recerca Support for assistance.' Below this message, the account details are listed: 'Username' (empty), 'Given Name' (empty), 'Family Name' (empty), 'Email' (verified with a green checkmark), and 'Affiliation' (Consorti de Serveis Universitaris de Catalunya).

CORA Repositori de Dades de Recerca

Home About Search User Guide Contact English

My Data Notifications **Account Information** API Token

Account

Account information cannot be edited when logged in through an institutional account. Leaving your institution? Please contact Repositori de Dades de Recerca Support for assistance.

Username

Given Name



Family Name


Email ✓ Verified





Affiliation Consorci de Serveis Universitaris de Catalunya

✓ Un cop creat, rebrem un correu de confirmació

Repositori de Dades de Recerca: Your account has been created

 rdr-contact@csuc.cat
Per a 

Respon a tothom amb: [Did you get this?](#) [Did you request this?](#) [What is this?](#)  [Comentaris](#)

Respon  Respon a tothom  Reenvia  

dc. 6/4/2022 9:30

Hello,
Welcome to Repositori de Dades de Recerca! Get started by adding or finding data. Have questions? Check out the User Guide at <https://guides.dataverse.org/en/5.5/user> or contact Repositori de Dades de Recerca Support at rdr-contact@csuc.cat for assistance.

You may contact us for support at rdr-contact@csuc.cat.

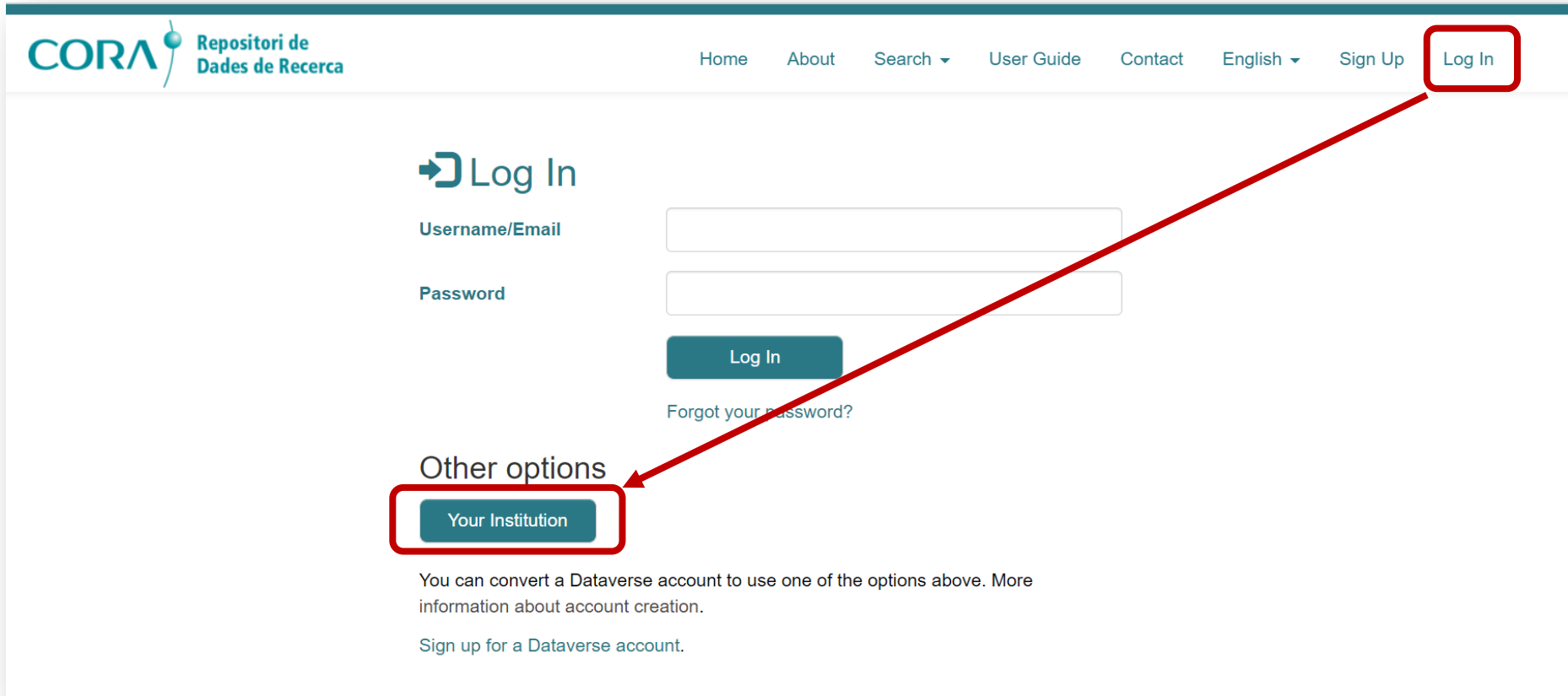
Thank you,
Repositori de Dades de Recerca Support

(B)

**Inici de sessió per a usuaris que disposen
d'un compte a CORA.RDR**

Pas 1

- ✓ Anar a *Log in*
- ✓ Dins l'apartat *Other options*, clicar *Your Institution*



CORA Repositori de Dades de Recerca

Home About Search User Guide Contact English Sign Up **Log In**

Log In

Username/Email

Password

Log In

[Forgot your password?](#)

Other options

Your Institution

You can convert a Dataverse account to use one of the options above. More information about account creation.

[Sign up for a Dataverse account.](#)

Pas 2

- ✓ Al desplegable *Your Institution*, triar la institució a la que es pertany
- ✓ Clicar *Continue*

CORA Repositori de Dades de Recerca

Home About Search User Guide Contact English Sign Up Log In

Log In

Log in or sign up with your institutional account — more information about account creation. Leaving your institution? Please contact [Repositori de Dades de Recerca Support](#) for assistance.

Your Institution

Please select...

Allow me to type the name of my institution

Other options

Sign up for a Dataverse account.

Please select...

- Please select...
- Consorci de Serveis Universitaris de Catalunya
- Institute of Agrifood Research and Technology
- UIC Barcelona
- Universitat Autònoma de Barcelona
- Universitat de Barcelona
- Universitat de Girona
- Universitat de Vic - Universitat Central de Catalunya
- Universitat Oberta de Catalunya
- Universitat Politècnica de Catalunya
- Universitat Pompeu Fabra
- Universitat Ramon Llull
- Universitat Rovira i Virgili
- University of Lleida

Pas 4

- ✓ S'obrirà una finestra amb el servei d'autenticació de la vostra institució
- ✓ Omplir *Nom d'usuari* i *Contrasenya*
- ✓ Iniciar la sessió



The image shows a login interface for the CSUC (Consorci de Serveis Universitaris de Catalunya). At the top left is the CSUC logo, and to its right is the text "Consorci de Serveis Universitaris de Catalunya". Below this is a dark teal header with the text "Servei d'Autenticació Central" in white. The main content area is a light gray box with the instruction "Introduïu el vostre nom d'usuari i contrasenya." followed by two input fields: "Nom d'usuari:" with the text "i@csuc.cat" and "Contrasenya:" with a masked password "*****". Below the password field is a checkbox labeled "Aviseu-me abans d'obrir sessió en altres llocs." At the bottom of the form are two buttons: "INICIA SESSIÓ" and "neteja". A link "Has oblidat la contrasenya?" is located below the buttons.

Pas 5

El repositori detectarà conforme ja teniu un compte creat i us preguntarà si voleu convertir aquest compte en institucional

- ✓ Revisar el *Dataverse Username*
- ✓ Posar la contrasenya que s'utilitzava per accedir al repositori
- ✓ Revisar el correu electrònic
- ✓ Acceptar les condicions d'ús del repositori
- ✓ Clicar *Convert Account*

CORA Repositori de Dades de Recerca

Home About Search User Guide Contact English Sign Up Log In

Would you like to convert your Dataverse account to always use your institutional log in?

i Your institutional log in for Consorci de Serveis Universitaris de Catalunya matches an email address already being used for a Dataverse account. By entering your current Dataverse password below, your existing Dataverse account can be converted to use your institutional log in. After converting, you will only need to use your institutional log in.

Account Information

Dataverse Username malcala

Current Dataverse Password

[Forgot your password?](#)

Email mireia.alcala@csuc.cat

General Terms of Use **?** Repositori Dades de Recerca General Terms of Use.

I have read and accept the Dataverse General Terms of Use as outlined above.

Convert Account

✓ El compte ja estarà associat a l'institucional

The screenshot shows the CORA (Repositori de Dades de Recerca) user interface. At the top, there is a navigation bar with links for Home, About, Search, User Guide, Contact, English, and a user profile for Mireia Alcalà. A green success message is highlighted with a red box: "Success! – Your Dataverse account is now associated with your institutional account." Below this, there are tabs for "My Data", "Notifications", "Account Information", and "API Token". The "Account Information" tab is active, showing a table of user details. A red box highlights this table. Below the table, a message states: "Account information cannot be edited when logged in through an institutional account. Leaving your institution? Please contact Repositori de Dades de Recerca Support for assistance." In the top right corner of the account information section, there is a button labeled "Account".

CORA Repositori de Dades de Recerca

Home About Search User Guide Contact English Mireia Alcalà

Success! – Your Dataverse account is now associated with your institutional account.

My Data Notifications **Account Information** API Token

Username	malcala
Given Name	Mireia
Family Name	Alcalà
Email	mireia.alcala@csuc.cat ✓ Verified
Affiliation	Consorci de Serveis Universitaris de Catalunya

Account information cannot be edited when logged in through an institutional account. Leaving your institution? Please contact Repositori de Dades de Recerca Support for assistance.

Account